How to Set Country Based Shipping Conditions in Advanced Shipping

Shipping Conditions · https://rextheme.com/docs/how-to-set-country-based-shipping-conditions-in-advanced-shipping/

In this guide, I'll explain how to set up **location-based shipping conditions** in **Advanced Shipping for WooCommerce** plugin by RexTheme.
You can control when certain shipping methods are available based on your customers' **shipping location**, such as country, state, city, or postal code.

For example:

- Charge an extra shipping fee for **specific country/countries.**
- Charge a different shipping fee if the order **is not from a specific country.**

Country Based Shipping Condition

1. Go to Advanced Shipping Method Settings

Scroll down and you will get this option to add shipping cost calculation rules.

Click on the **Add condition rule** to set the price shipping condition for your WooCommerce store.

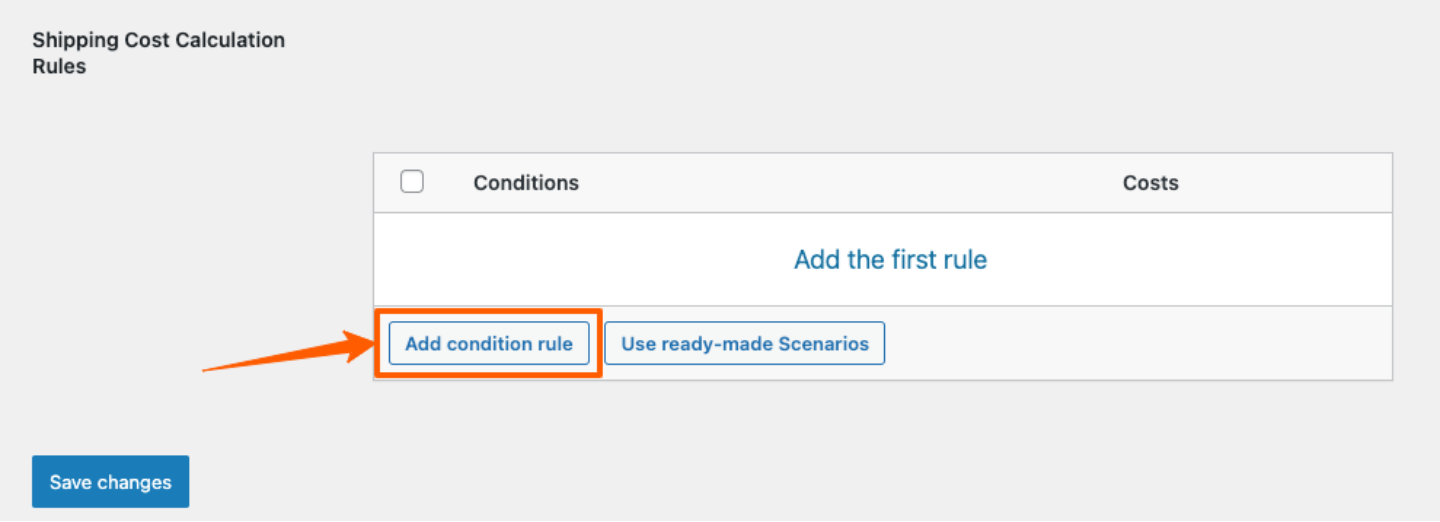

2. Now you can select “Country“ condition by clicking on "When" field.

Select “**is**” to meet the condition.

> ***Example 1:*** Lets set a Shipping Condition such that if there are any order to be delivered to **UK (United Kingdom) or Australia**, there is will be an additional $100 Shipping Charge added.

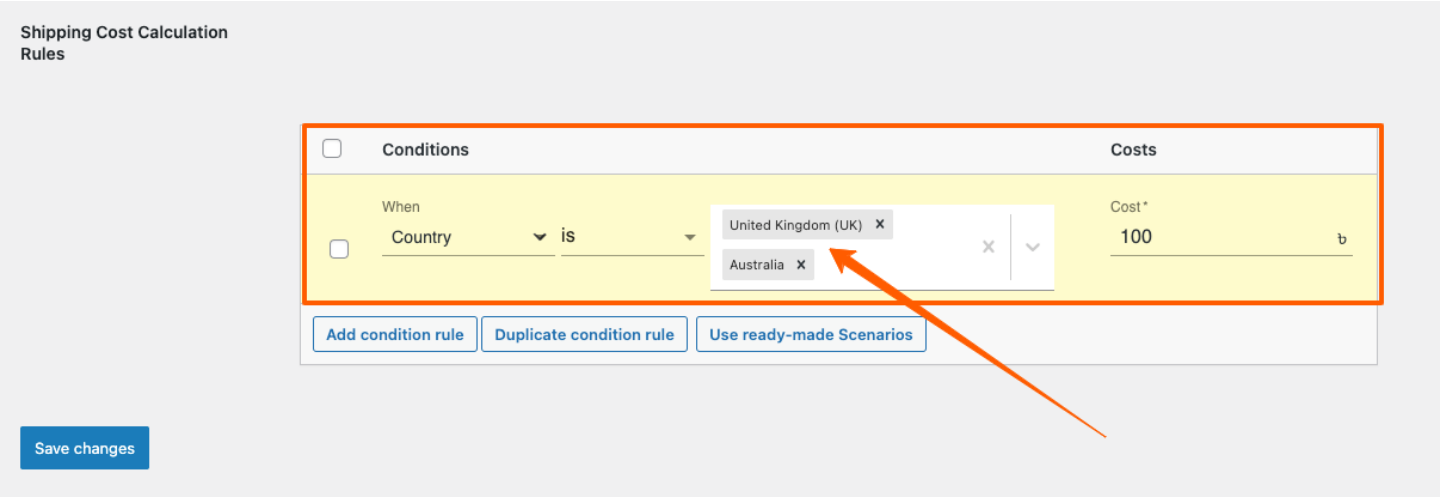

> ***Example 2:*** Lets set a Shipping Condition such that if there are any order to be delivered outside of USA, there is will be an additional $80 Shipping Charge added.

Select “**Country**“ condition by clicking on **When** field. Select “**is not**” to meet the condition.

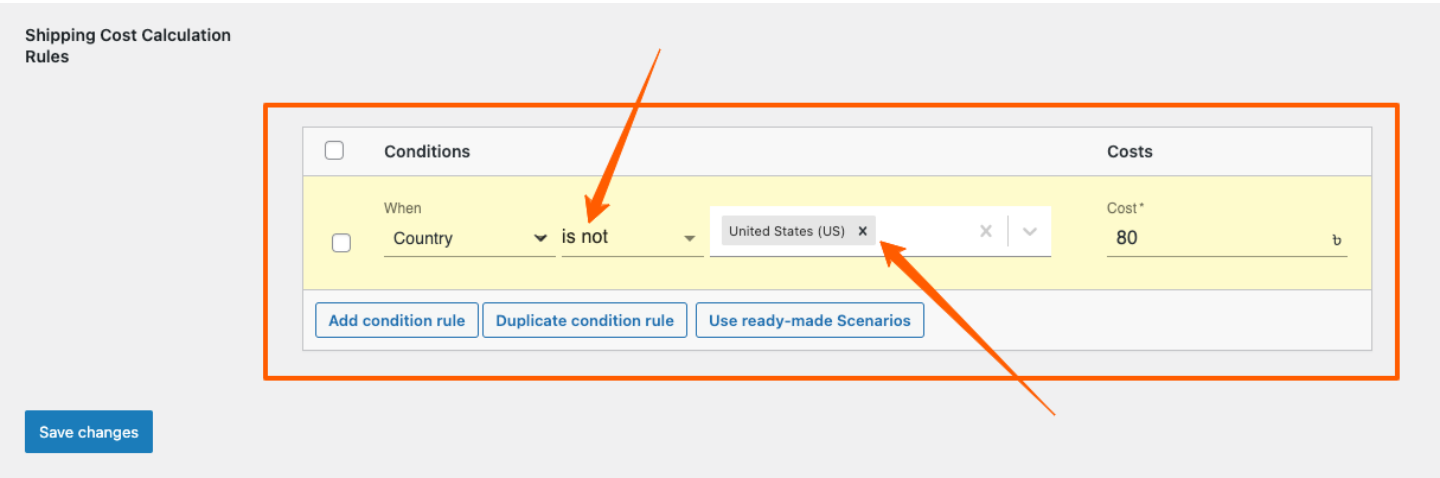

So, this is how easily you can set your country based shipping conditions for your WooCommerce Stores.